

MAG LOCK™ QUICK START GUIDE



MAG LOCK Technology gives your device its ability to align to and hold onto your iPhone with unmatched grip. With magnetic strength powerful enough to hold 2.5x the weight of the iPhone 12 and newer, you'll quickly notice when it aligns itself to the MagSafe charging area it's secure. In addition, our patented raised area features rubberized contact points that ensure MAG-LOCK doesn't twist or slip from its changing position.

RECHARGING MAG LOCK™

Plug the supplied USB-C cable into the MAG LOCK charge port and the other end into a UL approved power source/adaptor. Charging will begin immediately and LED will begin flashing.

3 ways to recharge:
Wall outlet, car, computer



LED INDICATORS

Battery Level

Flashing Red

<10%

Yellow

=11-50%

Green

=51-100%



SOUND ON/OFF

Power Level Indicator Button

The MAG LOCK charger was designed with an audible tone so you're never wondering whether your phone is charging. To turn off the sound simply press the battery level indicator button for 3 seconds.

CHARGING YOUR IPHONE 12 OR NEWER

- Place MAG LOCK below the iPhone camera and the integrated magnets will instantly align and connect your iPhone.
- The exclusive MAG LOCK audible tone will chime, an indication that "yeah-I'm charging."
- When MAG LOCK has completed the charge or you have separated it from your phone, you will hear another tone letting you know charging has stopped.

NOTE: For best results, the MAG LOCK should be paired with an iPhone directly or an iPhone with MagSafe compatibility case.

CHARGING ANOTHER DEVICE

The MAG LOCK USB-C port isn't just for recharging. You can also charge another device with this port at the same time your wireless iPhone charges.

WARNING/SAFETY HAZARD INFORMATION

READ ALL WARNINGS AND INSTRUCTIONS PRIOR TO USE. FAILURE TO READ AND OBSERVE WARNINGS AND INSTRUCTIONS AND/OR IMPROPER USE OF THE PRODUCT MAY RESULT IN FIRE OR EXPLOSION, EXCESS HEAT, TOXIC FUMES AND SEVERE INJURY TO PERSONS AND PROPERTY:



Do not expose battery to extreme temperature including direct sunlight, stoves, hot cars or other high temperature environments which will cause the battery to generate heat, explode, combust and/or ignite.



Avoid dropping or otherwise damaging the battery. If dropped or damaged, do not use battery.



Do NOT attempt to disassemble or repair any part of the battery or its casing.



Use only accredited accessories to recharge the battery. Using a charging device, method or apparatus that did not come with the battery may cause the battery to generate heat, explode, combust and/or ignite.



It is unlawful to dispose of batteries in the garbage. Always take batteries to a recycling center.



WARNING: Cancer and Reproductive Harm www.P65Warnings.ca.gov

WARRANTY INFORMATION: We provide a one-year limited warranty from the date of purchase. Keep a copy of your receipt as proof of purchase and register your product at mycharge.com and check for the latest product updates as they develop. Failure to register your product and/or to provide proof of purchase may void the warranty.

MYCHARGE SUPPORT: Go to support.mycharge.com

WARRANTY INSTRUCTIONS: Go to mycharge.com/warranty and select your model.

FCC COMPLIANCE: Warning - Changes or modifications to this unit not expressly approved by the party responsible for compliance could void the user's authority to operate the equipment.

myCharge is a registered trademark of RFA Brands, LLC. © 2022 myCharge. All Rights Reserved.



For FULL user manual and more information, scan the QR code with your smartphone camera or go to: support.mycharge.com


MAG-QSG

Thank you for choosing the

MAG-LOCK™ Superhero Charger

WHAT'S INCLUDED:

- MAG-LOCK™ 3000mAh
- Recharging Cable
- Quickstart Guide



INTRODUCING MAG-LOCK TECHNOLOGY



MAG-LOCK Technology gives your device it's superpower to align to and hold onto your iPhone with unmatched grip.

With magnetic strength powerful enough to hold 2.5x the weight of the iPhone 12 Pro Max, you'll quickly notice that when it aligns itself to the MagSafe charging area that it's secure.

In addition, our patented raised area features rubberized contact points that ensure MAG-LOCK doesn't twist or slip from its changing position.

NOW WITH 7.5-WATT TURBO WIRELESS CHARGING

Unlike most magnetic wireless charges that only deliver 5-watts of power, this unit delivers 7.5-watts of wireless power; the most currently allowed under Apple guidelines for a magnetic portable charger. With MAG-LOCK Turbo your iPhone charges from 0-50% 33% faster; 30 minutes faster to full charge.

MAG-LOCK COMPATIBILITY

Magnetically connects to iPhone 12 or newer (without case) or to any MagSafe-certified case. Will not magnetically attach to standard case.

The MAG-LOCK powerbank maintains compatibility with Qi charging, so it can be used to wirelessly charge the iPhone 8 or later, as well as AirPods models with a wirelessly charging case as you would with any Qi certified charger.

RECHARGING THE MAG-LOCK 9,000mAh

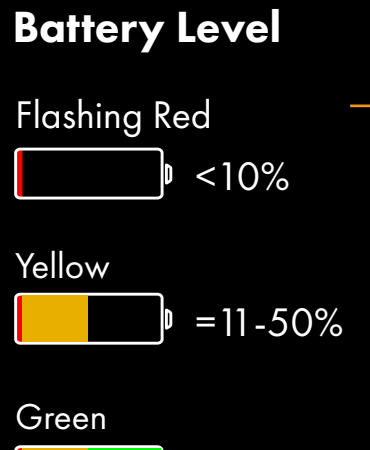
Plug the supplied USB-C cable into the MAG-LOCK charge port and the other end into a UL approved power source/adaptor. Charging will begin immediately and LED will begin flashing.

3 ways to recharge: From wall outlet, car, computer



LED INDICATORS

Battery Level



SOUND ON/OFF

Power Level Indicator Button

The MAG-LOCK charger was designed with an audible tone so that you're never wondering whether your phone is charging. To turn off the sound simply press the battery level indicator button for 3 seconds.

CHARGING YOUR IPHONE 12 OR NEWER

- Place MAG-LOCK below the iPhone camera and the integrated magnets will instantly align and connect your iPhone.
- The exclusive MAG-LOCK audible tone will chime, an indication that "yeah-I'm charging."
- When MAG-LOCK has completed the charge or you have separated it from your phone, you will hear another tone letting you know charging has stopped.

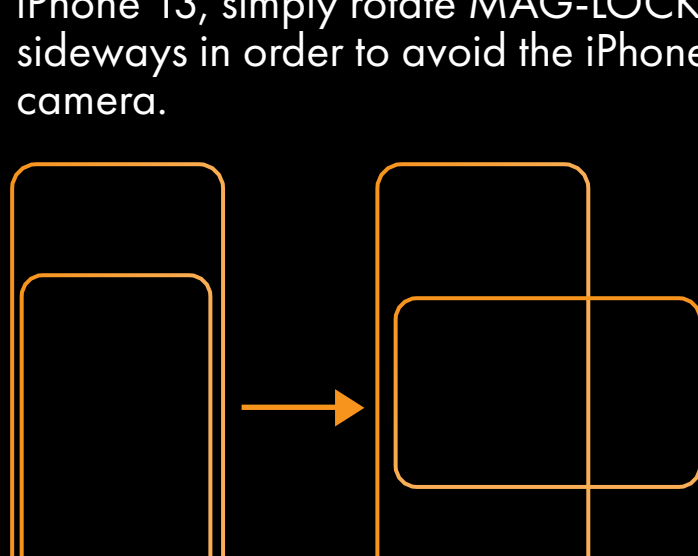
NOTE: For best results, the MAG-LOCK should be paired with an iPhone directly or an iPhone with MagSafe compatibility case.

CHARGING ANOTHER DEVICE

The MAG-LOCK USB-C port isn't just for recharging. You can also charge another device with this port at the same time your wireless iPhone charges.

TAKING PHOTOS

We've designed MAG-LOCK with powerful magnets for a strong hold. When taking photos, especially with the iPhone 13, simply rotate MAG-LOCK sideways in order to avoid the iPhone camera.



WARRANTY INFORMATION: At myCharge, we're dedicated to making the highest quality products possible. In that, we provide a one-year limited warranty from the date of purchase. Keep a copy of your receipt as proof of purchase and register your products at mycharge.com and check for the latest product updates as they develop. Failure to register your product and/or to provide proof of purchase may void the warranty. Warranty instructions and information visit: mycharge.com/warranty and select your model.

MYCHARGE SUPPORT: support.mycharge.com

WARNING: Read all instructions and warnings prior to using this product.

Improper use of this product may result in product damage, excess heat, toxic fumes, fire or explosion, for which myCharge is not responsible.

1. Do not expose battery to heat sources, extended direct sunlight or other high-temperature environments.
2. Avoid drops and excessive impacts to the battery.
3. Do not disassemble, attempt to repair or replace any part of the housing or battery.
4. Do not attempt to charge the battery using any other method, apparatus, or connections other than the device's charging cable.
5. Never dispose of batteries in the garbage. This is unlawful under state and federal environmental laws and regulation. Always take used batteries to your local battery-recycling center.
6. **⚠️ PROP 65 WARNING:** This product contains chemicals known to the state of California to cause cancer or reproductive harm.