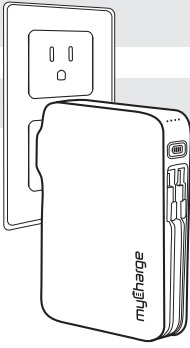


POWER MAX 15K PORTABLE CHARGER QUICK START GUIDE

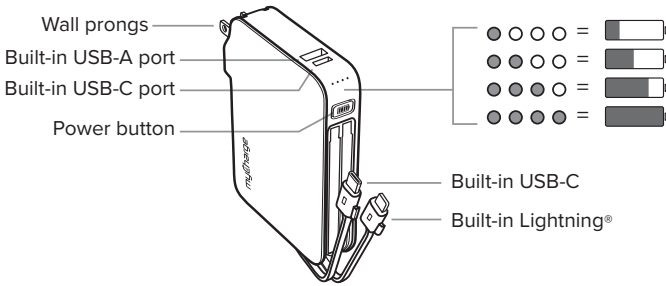


RECHARGING POWER MAX 15K

Pull out the built-in wall prongs and plug into wall outlet. Fully charged unit shows 4 solid, non-blinking LEDs.

LED INDICATORS

Press power button to see battery level




CHARGING DEVICES

Pull out the built-in **USB-C** or **Lightning®** cable and plug into device. Charging should begin automatically – if it doesn't, press the **power button**.

Charges 4 devices at once –

- 2 via built-in cables
- 1 via USB-C port
- 1 via USB-A port



WARRANTY INFORMATION: At myCharge, we're dedicated to making the highest quality products possible. In that, we provide a one-year limited warranty from the date of purchase. Keep a copy of your receipt as proof of purchase and register your product at mycharge.com and check for the latest product updates as they develop. Failure to register your product and/or to provide proof of purchase may void the warranty.

Warranty Instructions and Information visit: mycharge.com/warranty and select your model.

MYCHARGE SUPPORT: support.mycharge.com

WARNING: Read all instructions and warnings prior to using this product. Improper use of this product may result in product damage, excess heat, toxic fumes, fire or explosion, for which myCharge is not responsible.

1. Do not expose battery to heat sources, extended direct sunlight or other high-temperature environments.
2. Avoid drops and excessive impacts to the battery.
3. Do not disassemble, attempt to repair or replace any part of the housing or battery.
4. Do not attempt to charge the battery using any other method, apparatus, or connections other than the device's charging cable.
5. Never dispose of batteries in the garbage. This is unlawful under state and federal environmental laws and regulations.

Always take used batteries to your local battery-recycling center.

6. **△ PROP 65 WARNING:** This product contains chemicals known to the state of California to cause cancer, birth defects and other reproductive harm.

FCC COMPLIANCE: Warning: Changes or modifications to this unit not expressly approved by the party responsible for compliance could void the user's authority to operate the equipment.

NOTE: This equipment has been tested and found to comply with the limits for a Class B digital device, pursuant to Part 15 of the FCC Rules. These limits are designed to provide reasonable protection against harmful interference in a residential installation. This equipment generates, uses, and can radiate radio frequency energy and, if not installed and used in accordance with the instructions, may cause harmful interference to radio communications. However, there is no guarantee that interference will not occur in a particular installation. If this equipment does cause harmful interference to radio or television reception, which can be determined by turning the equipment off and on, the user is encouraged to try to correct the interference by one or more of the following measures:

- Reorient or relocate the receiving antenna.
- Increase the separation between the equipment and receiver.
- Connect the equipment into an outlet on a circuit different from that to which the receiver is connected.
- Consult the dealer or an experienced radio/TV technician for help.

Note: Changes or modifications not expressly approved by myCharge could void the user's authority to operate this equipment.

myCharge is a registered trademark of RFA Brands, LLC. ©2024 myCharge. All Rights Reserved.



A015K-QSG