

# ADVENTURE QUICK START GUIDE

## RECHARGING ADVENTURE2600

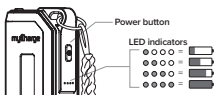
Connect the included recharging cable to any USB power source. Fully charged unit shows 4 solid, non-blinking LEDs.



**3 ways to recharge:** From wall outlet, car, computer

## LED INDICATORS

Press power button to see battery level









## CHARGING DEVICES

Using your own cable, plug the USB end into the **ADVENTURE2600** and the other end into your device. Charging should begin automatically –



## WARNING/SAFETY HAZARD INFORMATION

READ ALL WARNINGS AND INSTRUCTIONS PRIOR TO USE. FAILURE TO READ AND OBSERVE WARNINGS AND INSTRUCTIONS AND/OR IMPROPER USE OF THE PRODUCT MAY RESULT IN FIRE OR EXPLOSION, EXCESS HEAT, TOXIC FUMES AND SEVERE INJURY TO PERSONS AND PROPERTY:

-  Do not expose battery to extreme temperature including direct sunlight, stoves, hot cars or other high temperature environments which will cause the battery to generate heat, explode, combust and/or ignite.
-  Avoid dropping or otherwise damaging the battery. If dropped or damaged, do not use battery.
-  Do NOT attempt to disassemble or repair any part of the battery or its casing.
-  Use only accredited accessories to recharge the battery. Using a charging device, method or apparatus that did not come with the battery may cause the battery to generate heat, explode, combust and/or ignite.
-  It is unlawful to dispose of batteries in the garbage. Always take batteries to a recycling center.
-  **WARNING: Cancer and Reproductive Harm**  
[www.P65Warnings.ca.gov](http://www.P65Warnings.ca.gov)

**WARRANTY INFORMATION:** We provide a one-year limited warranty from the date of purchase. Keep a copy of your receipt as proof of purchase and register your product at [mycharge.com](http://mycharge.com) and check for the latest product updates as they develop. Failure to register your product and/or to provide proof of purchase may void the warranty.

**MYCHARGE SUPPORT:** Go to [support.mycharge.com](http://support.mycharge.com)

**WARRANTY INSTRUCTIONS:** Go to [mycharge.com/warranty](http://mycharge.com/warranty) and select your model.

**FCC COMPLIANCE:** Warning - Changes or modifications to this unit not expressly approved by the party responsible for compliance could void the user's authority to operate the equipment. myCharge is a registered trademark of RFA Brands, LLC. © 2024 myCharge. All Rights Reserved.

## ATTENTION:

- Do not charge or recharge electronics in wet environments
- Do not use if dropped from more than 1 meter
- Port cover must be completely closed to protect from water, dust, and other debris



For **FULL** user manual and more information, scan the QR code with your smartphone camera or go to: **[support.mycharge.com](http://support.mycharge.com)**



AVR26B-Q5G