

PACKAGE CONTENTS

- myCharge **AMPPLUS**
- Micro-USB Recharging Cable
- Quickstart Guide

COMPATIBILITY

Virtually all smartphones

**AMPPLUS****WELCOME!**

Congratulations, you're now the proud owner of the myCharge **AMPPLUS**! This powerbank was designed with your on-the-go charging needs in mind and is compatible with virtually all USB devices.







The portable powerbank's 3000mAh battery capacity guarantees that your device can stay charged and connected wherever your travels may take you.

PRODUCT SPECS

- Battery Capacity: High Density 3000mAh Battery
- Micro-USB Input: 5VDC, 0.7A-2.1A
- USB Output: 5VDC, 1.0A
- Dimensions: 2.8 x 1.4 x 0.9 inches
- Weight: 0.17 lbs.

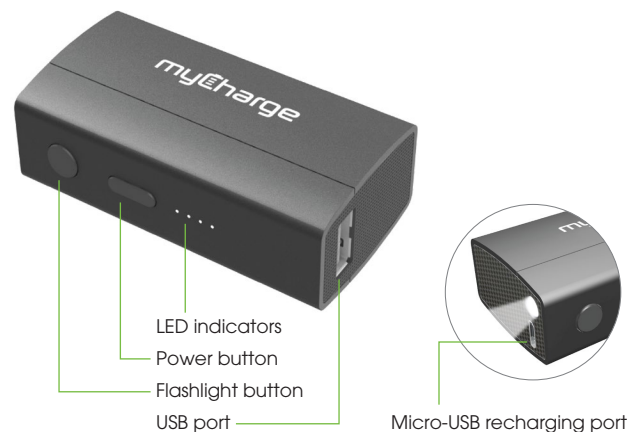
PRODUCT TECHNOLOGIES

Your new powerbank is built with these technologies to give you the fastest, safest, and smartest user experience possible:

-  **SMART SENSE™**
 Detects the connected device and charges it at the maximum speed allowed by the device, shortening charge time
-  **PEAK POWER™**
 Provides faster recharge of the **AMPPLUS** as it maximizes the amount of available power going into the powerbank
-  **PASS-THROUGH CHARGING**
 Charges the powerbank and the device in parallel. You'll have both charged for extra power when you need it
-  **BATTERY PROTECTION**
 Protects the powerbank and your device against overcharging, undercharging, overtemperature, overcurrent and short circuit for your safety
-  **HIGH EFFICIENCY**
 Maximizes power to your device by minimizing the loss of energy delivered, keeping you powered longer
-  **HIGH DENSITY BATTERY**
 Increases run-time between charges and makes the **AMPPLUS** compact and lightweight

HELPFUL TIP

> Watch the instructional video: mycharge.com/pages/videos

**CHARGING DEVICES USING YOUR AMPPLUS**

If your device is charged through a micro-USB port, feel free to use the recharging cable provided, otherwise use your own device's cable to charge it. When the device is plugged in, the **AMPPLUS** will continue to charge it until it is unplugged or runs out of power. With SmartSense™ technology, your **AMPPLUS** is compatible with just about any smartphone on the market. It senses what device it's plugged into and provides the maximum power allowed, giving you the benefit of faster charging. The **AMPPLUS**'s high efficiency technology minimizes energy loss from the input source to the powerbank and from the powerbank to the device.

RECHARGING YOUR AMPPLUS

Connect the included recharging cable to your **AMPPLUS** and to a power source – wall, computer, or car. Your **AMPPLUS** is built with Peak Power™ technology that maximizes the amount of available power going into your charger so you can rest assured that it's recharging at the fastest rate allowed by the power source.

Your **AMPPLUS** has pass-through charging, allowing you to charge both the powerbank and your device simultaneously.

As your **AMPPLUS** recharges, the LEDs will illuminate to indicate the battery level. A fully charged unit shows 4 solid, non-blinking LEDs. It is normal for your **AMPPLUS** to be warm to the touch while in use.

CHECKING BATTERY LEVEL

Your **AMPPLUS** contains high density batteries, allowing for the powerbank to remain small and powerful for ultimate portability. To check the battery level, press the power button. The LEDs will illuminate to show you how much battery life remains – 4 solid LEDs mean your **AMPPLUS** is fully charged and 1 LED means that it's almost empty. If you see 1 LED blinking, this means you have less than 5% remaining and should recharge.

- ○ ○ ○ = 0% - 25%
- ○ ○ ○ = 26% - 50%
- ● ○ ○ = 51% - 75%
- ● ● ● = 76% - 100%

FLASHLIGHT

We wanted to build you a product that multitasks just like you! Besides being a small, high-powered powerbank for your on-the-go needs, you can also use the **AMPPLUS** for its integrated LED flashlight. To use the built-in flashlight, press and hold the round button.

FAQ/TROUBLESHOOTING

Which port recharges my AMPPLUS and which charges my device?

The small micro-USB port is used to recharge your **AMPPLUS** (recharge cable included). The larger USB port is used for charging your device with your own cable.

Will my AMPPLUS charge any smartphone?

Your **AMPPLUS** is fully compatible with virtually all smartphones. The powerbank will identify which device is connected through its SmartSense™ technology.

What can I use to recharge my AMPPLUS?

You can recharge your **AMPPLUS** by connecting it to any USB port through the recharging cable provided. For maximum charging speed connect to a wall USB adapter or car outlet.

What should I do if my device doesn't charge?

Press the power button of your **AMPPLUS** to initiate charging and to check battery level. It is possible that there is simply not enough power to charge your device, recharge your **AMPPLUS** if needed. If your device still isn't charging, check that the charging cable is properly connected to the USB port and to your device.

What should I do if all 4 LEDs are flashing?

If your powerbank is recharging, this is normal. If you see all 4 LEDs flash for 10 seconds, the device connected draws more power than the **AMPPLUS** can give (max 1.0A) and the USB port will shut off.

Why are some LEDs solid and some flashing when I recharge the AMPPLUS?

The solid LEDs tell you how much the powerbank is currently charged, while the flashing LEDs indicate how much is left to charge. Your **AMPPLUS** is fully charged when all 4 LEDs are solid.

Can I charge my device and the AMPPLUS at the same time?

Yes! The **AMPPLUS** has pass-through charging technology, which means you can simultaneously charge your device alongside the **AMPPLUS** rather than charging each separately.

How many charge cycles do I get with the AMPPLUS?

From empty to full, the **AMPPLUS** is capable of recharging at least 500 times! Count on your myCharge to keep you going.

WARRANTY INFORMATION

We are dedicated to making the highest quality products possible. In that, we provide a one-year limited warranty from the date of purchase. Keep a copy of your purchase receipt as proof of purchase and register your product at mycharge.com to activate it and check for the latest product updates as they develop. Failure to register your product and/or to provide proof of purchase may void the warranty.

RFA Brands, LLC sells its products with the intent that they are free of defects in manufacture and workmanship for a period of one year from the date of original purchase, except as noted in our policy. RFA Brands, LLC warrants that its products will be free of defects in material and workmanship under normal use and service. This warranty extends only to consumers and does not extend to Retailers.

To obtain warranty service on your product, please visit mycharge.com/pages/support

THANK YOU FOR CHOOSING MYCHARGE

WARRANTY & LEGAL

> Click here for our warranty & legal information:
mycharge.com/pages/warranty