

IN THIS PACKAGE:

- **ADVENTUREULTRA**
- DC power adapter • Quickstart guide

CHARGING ADVENTUREULTRA

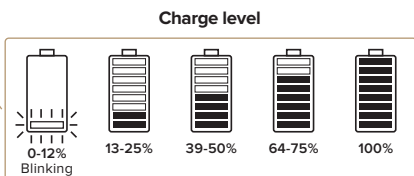
Plug one end of the included DC power adapter into **ADVENTUREULTRA** and recharge via any AC power outlet. LCD screen shows charge level.



While recharging **ADVENTUREULTRA**, LCD screen will stay on. USB ports will be on and available for charging devices. AC output will be off and unavailable for charging devices.



mycharge.com/adventureinfo
for more details on the Adventure series




CHARGING DEVICES

Using AC power output:

1. Plug device into AC power output.
2. Press power button to turn on **ADVENTUREULTRA**.
3. Press **AC toggle button** until screen reads "ON" over the AC icon. (Fig. A)

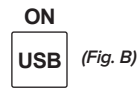
Your device should power automatically.



Using USB ports:

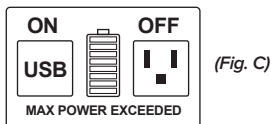
1. Plug device into USB-C port or one of 2 USB-A ports.
2. Press power button to turn on **ADVENTUREULTRA**. You should see "ON" over the USB icon. (Fig. B)

Your device should begin charging automatically.



MAX POWER EXCEEDED MESSAGE:

If the combined AC + USB power is greater than 45 watts, USB ports will automatically turn off. The "Max Power Exceeded" message will be displayed. AC outputs will stay on as long as total output power is less than 45 watts. (Fig. C)



NOTE: If no devices are being charged, the **ADVENTUREULTRA** will automatically power off in 60 seconds.

FAQs:

Is my device compatible with the Adventure Ultra?

The best way to know is to review the technical specifications of your device. Check your device's user manual, or power source. The Adventure Ultra can charge any AC item up to 45 watts. In some cases, you may need to close the screen of your laptop in order to charge.

How do I know if my Adventure Ultra has a full charge?

Each segment of the battery icon on the LCD screen represents a percent of battery remaining. If all eight segments are displayed, you have a full charge. Reference the LCD battery status chart included in this guide for more information.

Can I use the Adventure Ultra while it is being charged?

Yes. While the Adventure Ultra is charging power will be diverted to charge your device, as it becomes available. This is only true for USB outputs, when input is connected AC output is OFF.

Why did my Adventure Ultra turn-off during use?

If the devices you have connected to your Adventure Ultra draw more power than the unit is able to give, the LCD screen will display the message: MAX POWER EXCEEDED for 30 seconds. If a device is not disconnected, the unit will shut off.

Can I take the Adventure Ultra on an airplane?

Yes! The Adventure Ultra was made for, well, Adventures! It is the perfect solution for long journeys.

How long can the Adventure Ultra hold its charge when not in use?

We recommend that battery capacity is checked before each adventure. Without use, Adventure Ultra should maintain full battery efficiency up to 3 months.

Safety tips:

- The Adventure Ultra is not waterproof! The covered ports are in place to protect the unit from dust particles and debris. It is recommended that the ports are covered when not in use.
- Do not cover the Adventure Ultra when in use! The unit is equipped with a fan to help keep it cool and not overheat.

WARRANTY INFORMATION: At myCharge, we're dedicated to making the highest quality products possible. In that, we provide a one-year limited warranty from the date of purchase. Keep a copy of your receipt as proof of purchase and register your product at mycharge.com and check for the latest product updates as they develop. Failure to register your product and/or to provide proof of purchase may void the warranty.

Warranty Instructions and Information visit: mycharge.com/warranty and select your model.

MYCHARGE SUPPORT: support.mycharge.com

WARNING: Read all instructions and warnings prior to using this product. Improper use of this product may result in product damage, excess heat, toxic fumes, fire or explosion, for which myCharge is not responsible.

1. Do not expose battery to heat sources, extended direct sunlight or other high-temperature environments.
2. Avoid drops and excessive impacts to the battery.
3. Do not disassemble, attempt to repair or replace any part of the housing or battery.
4. Do not attempt to charge the battery using any other method, apparatus, or connections other than the device's charging cable.
5. Never dispose of batteries in the garbage. This is unlawful under state and federal environmental laws and regulations. Always take used batteries to a local battery-recycling center.
6. **WARNING:** This product contains chemicals known to the state of California to cause cancer, birth defects and other reproductive harm.

FCC COMPLIANCE: Warning: Changes or modifications to this unit not expressly approved by the party responsible for compliance could void the user's authority to operate the equipment.

NOTE: This equipment has been tested and found to comply with the limits for a Class B digital device, pursuant to Part 15 of the FCC Rules. These limits are designed to provide reasonable protection against harmful interference in a residential installation. This equipment generates, uses, and can radiate radio frequency energy and, if not installed and used in accordance with the instructions, may cause harmful interference to radio communications. However, there is no guarantee that interference will not occur in a particular installation. If this equipment does cause harmful interference to radio or television reception, which can be determined by turning the equipment off and on, the user is encouraged to try to correct the interference by one or more of the following measures:

- Reorient or relocate the receiving antenna.
- Increase the separation between the equipment and receiver.
- Connect the equipment into an outlet on a circuit different from that to which the receiver is connected.
- Consult the dealer or an experienced radio/TV technician for help.

Note: Changes or modifications not expressly approved by myCharge could void the user's authority to operate this equipment.

myCharge is a registered trademark of RFA Brands, LLC. © 2017 myCharge. All Rights Reserved.

AV13K-B